

Freak waves as nonlinear stage of Stokes wave modulation instability

V.E. Zakharov^{a,b,1}, A.I. Dyachenko^{b,*}, A.O. Prokofiev^b

^a *Department of Mathematics, University of Arizona, Tucson, AZ 857201, USA*

^b *Landau Institute for Theoretical Physics, 2 Kosygin str., Moscow 119334, Russia*

Received 17 October 2005; received in revised form 20 February 2006; accepted 27 March 2006

Available online 12 June 2006

Abstract

Numerical simulation of evolution of nonlinear gravity waves is presented. Simulation is done using two-dimensional code, based on conformal mapping of the fluid to the lower half-plane. We have considered two problems: (i) modulation instability of wave train and (ii) evolution of *NLSE* solitons with different steepness of carrier wave. In both cases we have observed formation of freak waves.

© 2006 Elsevier SAS. All rights reserved.

PACS: 02.60.Cb; 47.15.Hg; 92.10.Dh; 92.10.Hm

Keywords: Free surface; Freak wave; Modulation instability

1. Introduction

Waves of extremely large size, alternatively called freak, rogue or giant waves are a well-documented hazards for mariners (see, for instance Smith [1], Dean [2], Chase [3]). These waves are responsible for loss of many ships and many human lives. Freak waves could appear in any place of the world ocean (see Earle [4], Mori et al. [5], Divinski et al. [6]); however, in some regions they are more probable than in the others. One of the regions where freak waves are especially frequent is the Agulhas current of the South-East coast of South Africa (see Gerber [7], Gutshabash et al. [8], Irvine and Tilley [9], Lavrenov [10], Mallory [11]). In the paper by Peregrine [12] it was suggested that in areas of strong current such as the Agulhas, giant waves could be produced when wave action is concentrated by reflection into a caustic region. According to this theory, a variable current acts analogously to an optic lens to focus wave action. The caustic theory of freak waves was supported since that time by works of many authors. Among them Smith [1], Gutshabash et al. [8], Irvine and Tilley [9], Sand et al. [13], Gerber [14,15], Kharif and Pelinovsky [16]. The statistics of caustics with application to calculation of the freak wave formation probability was studied in the paper of Fornberg [17].

* Corresponding author.

E-mail addresses: zakharov@math.arizona.edu (V.E. Zakharov), alexid@landau.ac.ru (A.I. Dyachenko), alexpro@itp.ac.ru (A.O. Prokofiev).

¹ Waves and Solitons LLC, W. Sereno Dr., Gilbert, AZ, 85233, USA.

On our opinion, a connection between freak wave generation and caustics for swell or wind-driven sea is the indisputable fact. However, this is not the end of the story. Focusing of ocean waves by an inhomogeneous current is a pure linear effect. Meanwhile, no doubts that freak waves are essentially nonlinear objects. They are very steep. In the last stage of their evolution, the steepness becomes infinite, forming a “wall of water”. Before this moment, the steepness is higher than one for the limiting Stokes wave. Moreover, a typical freak wave is a single event (see, for instance Divinsky et al. [6]. Before breaking it has a crest, three-four (or even more) times higher than the crests of neighbor waves. The freak wave is preceded by a deep trough or “hole in the sea”. A characteristic life time of a freak wave is short – ten of wave periods or so. If the wave period is fifteen seconds, this is just few minutes. Freak wave appears almost instantly from a relatively calm sea. Sure, these peculiar features of freak waves cannot be explained by a linear theory. Focusing of ocean waves creates only preconditions for formation of freak waves, which is a strongly nonlinear effect.

It is natural to associate appearance of freak waves with the modulation instability of Stokes waves. This instability is usually called after Benjamin and Feir, however, it was first discovered by Lighthill [18]. The theory of instability was developed independently by Benjamin and Feir [19] and by Zakharov [20]. Feir [21] was the first who observed the instability experimentally in 1967.

Slowly modulated weakly nonlinear Stokes wave is described by nonlinear Schrödinger equation (*NLSE*), derived by Zakharov [22]. This equation is integrable (see Zakharov and Shabat [23]) and is just the first term in the hierarchy of envelope equations describing packets of surface gravity waves. The second term in this hierarchy was calculated by Dysthe [24], the next one was found a few years ago by Trulsen and Dysthe [25]. The Dysthe equation was solved numerically by Ablowitz and his collaborates (see Ablowitz et al. [26]).

Since the first work of Smith [1], many authors tried to explain the freak wave formation in terms of *NLSE* and its generalizations, like Dysthe equation. A vast scientific literature is devoted to this subject. The list presented below is long but incomplete: Peregrine [27], Peregrine et al. [28], Tanaka [29], Trulsen and Dysthe [25], Trulsen and Dysthe [30], Trulsen [31], Trulsen et al. [32], Ablowitz et al. [26], Onorato et al. [33–36].

One cannot deny some advantages achieved by the use of the envelope equations. Results of many authors agree in one important point: nonlinear development of modulation instability leads to concentration of wave energy in a small spatial region. This is a “hint” regarding possible formation of freak wave. On the other hand, it is clear that the freak wave phenomenon cannot be explained in terms of envelope equations. Indeed, *NLSE* and its generalizations are derived by expansion in series on powers of parameter $\lambda \simeq 1/(Lk)$, where k is a wave number, L is a length of modulation. For real freak wave $\lambda \sim 1$ and any “slow modulation expansion” fails. However, the analysis in the framework of the NLS-type equations gives some valuable information about formation of freak waves.

Modulation instability leads to decomposition of initially homogeneous Stokes wave into a system of envelope solitons (more accurately speaking – quasi-solitons [37,38]. This state can be called “solitonic turbulence”, or, more exactly “quasisolitonic turbulence”. In the framework of pure *NLSE*, solitonic turbulence is “integrable”. Solitons are stable, they scatter on each other elastically. However, even in this simplest scenario, spatial distribution of wave energy displays essential intermittency. More exact Dysthe equation is not integrable. In this model solitons can merge, this effect increases spatial intermittency and leads to establishing of chaotic intense modulations of energy density. So far this model cannot explain formation of freak waves with $\lambda \sim 1$.

This effect can be explained if the envelope solutions of a certain critical amplitude are unstable, and can collapse. In the framework of 1-D focusing *NLSE* solitons are stable, thus solitons instability and the collapse must have a certain threshold in amplitude. Instability of a soliton of large amplitude and further collapse could be a proper theoretical explanation of the freak wave origin.

This scenario was observed in numerical experiment on the heuristic one-dimensional Maida–McLaughlin–Tabak (MMT) model (see Majda et al. [39]) of one-dimensional wave turbulence Zakharov et al. [38]. At a proper choice of parameters this model mimics gravity waves on the surface of deep water. In the experiments described in the cited paper instability of a moderate amplitude monochromatic wave leads first to creation of a chain of solitons, which merge due to inelastic interaction into one soliton of a large amplitude. This soliton sucks energy from neighbor waves, becomes unstable and collapse up to $\lambda \sim 1$, producing the freak wave. We believe that this mechanism of freak wave formation is universal.

The most direct way to prove validity of the outlined above scenario for freak wave formation is a direct numerical solution of Euler equation, describing potential oscillations of ideal fluid with a free surface in a gravitational field. This solution can be made by the methods published in several well-known articles, Dommermuth et al. [40], West

et al. [41], Dold [57], Clamond and Grue [42]. Here we use another method, based on conformal mapping. It should be mentioned that the idea to exploit conformal mapping for unsteady flows was presented in Ovsiannikov [43], and later in Meison et al. [44], Chalikov and Sheinin [45]. Method used in this article has origin in Dyachenko et al. [46], has been using in Zakharov et al. [47], and was finally formulated in Dyachenko [48]. This method is applicable in $1 + 1$ geometry, it includes conformal mapping of fluid bounded by the surface to the lower half-plane together with “optimal” choice of variables, which guarantees well-posedness of the equations (Dyachenko [49]) and existence of smooth, unique solution of the equations for a finite time (Shamin [50]). Here we would like to stress that one of the main goals of this paper is to demonstrate effectiveness of the conformal variables to simulate exact 2D potential flow with a free boundary. Earlier, fully nonlinear numerical experiments regarding wave breaking, freak wave formation, comparison with weakly nonlinear model (such as Nonlinear Schrödinger equation) were done in the papers Dold and Peregrine [51], Tanaka [29], Banner and Tian [52], Henderson et al. [53], Clamond and Grue [54]. From the other hand, using conformal approach we have studied in the papers Zakharov et al. [47,58] the nonlinear stage of modulation instability for Stokes waves of steepness $\mu = ka \simeq 0.3$ and $\mu \simeq 0.1$.

In the present article we perform similar experiment for waves of steepness $\mu \simeq 0.15$. This experiment could be considered as a simulation of a realistic situation. If a typical steepness of the swell is 0.06–0.07, in caustic area it could easily be two-three times more. In the new experiment, we start with the Stokes wave train, perturbed by a long wave with twenty times less amplitude. We observe development of modulation instability and finally, the explosive formation of the freak wave that is pretty similar to waves observed in natural experiments.

2. Basic equations

Suppose that incompressible fluid covers the domain

$$-\infty < y < \eta(x, t). \quad (2.1)$$

The flow is potential, hence

$$V = \nabla \phi, \quad \nabla V = 0, \quad \nabla^2 \phi = 0. \quad (2.2)$$

Let $\psi = \phi|_{y=\eta}$ be the potential at the surface and $H = T + U$ be the total energy. The terms

$$T = -\frac{1}{2} \int_{-\infty}^{\infty} \psi \phi_n dx, \quad (2.3)$$

$$U = \frac{g}{2} \int_{-\infty}^{\infty} \eta^2(x, t) dx, \quad (2.4)$$

are correspondingly kinetic and potential parts of the energy, g is a gravity acceleration and ϕ_n is a normal velocity at the surface. The variables ψ and η are canonically conjugated; in these variables Euler equation of hydrodynamics reads

$$\frac{\partial \eta}{\partial t} = \frac{\delta H}{\delta \psi}, \quad \frac{\partial \psi}{\partial t} = -\frac{\delta H}{\delta \eta}. \quad (2.5)$$

One can perform the conformal transformation to map the domain that is filled with fluid,

$$-\infty < x < \infty, \quad -\infty < y < \eta(x, t), \quad z = x + iy$$

in z -plane to the lower half-plane

$$-\infty < u < -\infty, \quad -\infty < v < 0, \quad w = u + iv$$

in w -plane. Now, the shape of surface $\eta(x, t)$ is presented by parametric equations

$$y = y(u, t), \quad x = x(u, t),$$

where $x(u, t)$ and $y(u, t)$ are related through Hilbert transformation

$$y = \widehat{H}(x(u, t) - u), \quad x(u, t) = u - \widehat{H}y(u, t). \quad (2.6)$$

Here

$$\widehat{H}(f(u)) = P.V. \frac{1}{\pi} \int_{-\infty}^{\infty} \frac{f(u') du'}{u' - u}.$$

Eqs. (2.5) minimize the action,

$$S = \int L dt, \quad (2.7)$$

$$L = \int \psi \frac{\partial \eta}{\partial t} dx - H. \quad (2.8)$$

Lagrangian L can be expressed as follows,

$$L = \int_{-\infty}^{\infty} \psi (y_t x_u - x_t y_u) du + \frac{1}{2} \int_{-\infty}^{\infty} \psi \widehat{H} \psi_u du - \frac{g}{2} \int_{-\infty}^{\infty} y^2 x_u du + \int_{-\infty}^{\infty} f(y - \widehat{H}(x - u)) du. \quad (2.9)$$

Here f is the Lagrange multiplier which imposes the relation (2.6). Minimization of action in conformal variables leads to implicit equations (see Dyachenko et al. [46])

$$\begin{aligned} y_t x_u - x_t y_u &= -\widehat{H} \psi_u, \\ \psi_t y_u - \psi_u y_t + g y y_u + \widehat{H}(\psi_t x_u - \psi_u x_t + g y x_u) &= 0. \end{aligned} \quad (2.10)$$

System (2.10) can be resolved with respect to the time derivatives. Omitting the details, we present only the final result

$$\begin{aligned} Z_t &= iU Z_u, \\ \Phi_t &= iU \Phi_u - B + ig(Z - u). \end{aligned} \quad (2.11)$$

Here

$$\Phi = 2\widehat{P}\psi \quad (2.12)$$

is a complex velocity potential, U is a complex transport velocity:

$$U = 2\widehat{P}\left(\frac{-\widehat{H}\psi_u}{|z_u|^2}\right) \quad (2.13)$$

and

$$B = \widehat{P}\left(\frac{|\Phi_u|^2}{|z_u|^2}\right) = \widehat{P}(|\Phi_z|^2). \quad (2.14)$$

In (2.12), (2.13) and (2.14) \widehat{P} is the projector operator generating a function that is analytical in a lower half-plane

$$\widehat{P}(f) = \frac{1}{2}(1 + i\widehat{H})f.$$

In Eqs. (2.11)

$$z(w) \rightarrow w, \quad \Phi(w) \rightarrow 0, \quad \text{at } v \rightarrow -\infty.$$

All functions z , Φ , U and B are analytic ones in the lower half-plane $v < 0$.

Recently we found that Eqs. (2.11) were derived in Ovsyannikov [43], and we call them here Ovsyannikov's equations, *OE*. Implicit equations (2.10) were not known until 1994, so we call them *DKSZ*-equations.

Note, that Eq. (2.10) can be used to obtain the Lagrangian description of surface dynamics. Indeed, from (2.10) one can get

$$\Psi = \partial^{-1} \widehat{H}(y_t x_u - x_t y_u). \quad (2.15)$$

Plugging (2.15) into (2.8) one can express Lagrangian L only in terms of surface elevation. This result was independently obtained by Balk [55]. In Dyachenko [48] Eqs. (2.11) were transformed to a simple form, which is convenient both for numerical simulation and analytical study. By introducing of new variables

$$R = \frac{1}{Z_w}, \quad \text{and} \quad V = i\Phi_z = i\frac{\Phi_w}{Z_w} \quad (2.16)$$

one can transform system (2.11) into the following one

$$\begin{aligned} R_t &= i(UR_w - RU_w), \\ V_t &= i(UV_w - RB_w) + g(R - 1). \end{aligned} \quad (2.17)$$

Now complex transport velocity U and B

$$\begin{aligned} U &= \widehat{P}(V\widehat{R} + \widehat{V}R), \\ B &= \widehat{P}(V\widehat{V}). \end{aligned} \quad (2.18)$$

Thereafter, we will call Eqs. (2.17), (2.18) Dyachenko equations, *DE*.

Both *DKSZ*-equations (2.10) and *OE* (2.11) have the same constants of motion

$$H = - \int_{-\infty}^{\infty} \Psi \widehat{H} \Psi_u du + \frac{g}{2} \int_{-\infty}^{\infty} y^2 x_u dy, \quad (2.19)$$

the same total mass of fluid

$$M = \int_{-\infty}^{\infty} y x_u du, \quad (2.20)$$

and the same horizontal momentum

$$P_x = \int_{-\infty}^{\infty} \Psi y_u du. \quad (2.21)$$

The Dyachenko equations (2.17), (2.18) have the same integrals. To express them in terms of R and V , one has to perform the integration

$$Z = u + \int_{-\infty}^u \frac{du}{R}, \quad \Phi = -i \int_{-\infty}^u \frac{V}{R} du. \quad (2.22)$$

3. Freak waves as a result of modulation instability

The Stokes wave is unstable with respect to long-scale modulation. This remarkable fact was first established in Lighthill [18], who calculated a growth-rate of instability in the limit of long-wave perturbation. As far as Lighthill's growth-rate coefficient was proportional to the wave number of perturbation length, the result was in principle incomplete: somewhere at short scales the instability must be arrested. The complete form of the growth-rate coefficient was found independently in Zakharov [20,22] and in Benjamin and Feir [19].

The presented technique based on the conformal mapping makes possible to study modulation instability in a very compact way. It is convenient to use the Dyachenko equations (2.17), (2.18). Let $g = 1$, $k = 1$. To study instability of the Stokes wave, propagating with the velocity $c > 1$, one has to go to the moving reference frame by the following change of variables:

$$u \rightarrow u - ct, \quad \tau = t, \quad R = 1 - \frac{iV}{c} + r. \quad (3.1)$$

Then the Dyachenko equations take the form:

$$\begin{aligned}
\frac{\partial}{\partial t} \left(r - \frac{iV}{c} \right) + cr' &= i(\tilde{U}r' - r\tilde{U}'), \\
\frac{\partial V}{\partial t} &= i(VV' - B') - \frac{V}{c}B' - \frac{ig}{c}V + gr + i\tilde{U}V', \\
\tilde{U} &= \bar{p}(\bar{r}V + r\bar{V}).
\end{aligned} \tag{3.2}$$

For the stationary progressive wave (with subscript 0) the following relation is valid:

$$R_0 = 1 - \frac{iV_0}{c_0}. \tag{3.3}$$

For the perturbation δV and δr one can derive linear system against the stationary solution

$$\begin{aligned}
\frac{\partial}{\partial t} \left(r - i\frac{\delta V}{c} \right) + cr_u &= 0, \\
\left(\frac{\partial}{\partial t} + c\frac{\partial}{\partial u} \right) \delta V &= i\frac{\partial}{\partial u} (V_0\delta V - \delta B) - \frac{V_0}{c}\delta B_u - \frac{ig}{c}\delta V + gr.
\end{aligned} \tag{3.4}$$

System (3.4) contains all information about stability of the Stokes wave.

The modulation instability is described by a perturbation presented as a sum of following harmonics:

$$\delta V, r \simeq e^{-i\kappa u}, e^{(1\pm\kappa)u - i n \kappa}, \quad n = 1, \dots, \kappa < 1.$$

In the leading order of nonlinearity one can put

$$\begin{aligned}
r &= p_1 e^{-i(1+\kappa)u} + p_2 e^{-i(1-\kappa)u}, \\
V &= q_1 e^{-i(1+\kappa)u} + q_2 e^{-i(1-\kappa)u}.
\end{aligned} \tag{3.5}$$

Plugging (3.5) to (3.4) one obtains closed equations to p_1, p_2, q_1, q_2 :

$$\begin{aligned}
\dot{p}_1 - \frac{i}{c}\dot{q}_1 &= ic(1+\kappa)p_1, \\
\dot{p}_2 + \frac{i}{c}\dot{q}_2 &= -ic(1-\kappa)p_2, \\
\dot{q}_1 - i\left(\frac{1}{c} - c(1+\kappa)\right)q_1 - p_1 &= V_2(1+\kappa)\bar{q}_2, \\
\dot{q}_2 - i\left(\frac{1}{c} - c(1-\kappa)\right)\bar{q}_2 - \bar{p}_2 &= V_2(1-\kappa)q_1.
\end{aligned} \tag{3.6}$$

Here V_2 is the amplitude of second harmonics. Assuming $p_1, q_1, \bar{p}_2, \bar{q}_2 \simeq e^{i(\Omega+\kappa c)t}$, one gets the following equation for Ω :

$$[(\Omega - c)^2 - 1 - \kappa][(\Omega + c)^2 - 1 + \kappa] = (c^2 - \Omega^2) \left(\frac{1}{c} - c \right)^2 (1 - \kappa^2). \tag{3.7}$$

To obtain this equation we put

$$|V_2|^2 = \left(\frac{1}{c} - c \right)^2. \tag{3.8}$$

This condition appears from the natural physical requirement: if $\kappa = 0$, then $\Omega = 0$ is a solution of (3.7).

After simple calculations one can obtain dispersion relation for Ω :

$$\Omega^2 = \frac{1}{8} \left(-A^2\kappa^2 + \frac{1}{8}\kappa^4 \right). \tag{3.9}$$

Here A is the amplitude of the first Fourier harmonic of the Stokes wave train:

$$r = A e^{-iu} + \dots$$

The result that was obtained by Zakharov [20,22], and by Feir [19]. Lighthill in 1965 found long-wave asymptotic of the instability growth-rate,

$$\Omega^2 = -\frac{1}{8}A^2\kappa^2, \quad (3.10)$$

with the maximum value of the growth-rate,

$$\Omega^2 = -\frac{1}{4}A^2\kappa^2, \quad (3.11)$$

achieved at

$$\kappa^2 = 4A^2. \quad (3.12)$$

The technique developed above makes possible to study the modulation and other instabilities with any arbitrary accuracy.

Here we study modulation instability of uniform wave train of Stokes wave. Question of great interest is the nonlinear stage of the instability. Here and everywhere below we do simulation in periodic domain $L = 2\pi$ and

$$g = 1.$$

Wavetrain of the amplitude a with wavenumber k_0 is unstable with respect to large scale modulation δk . Growth rate of the instability γ is

$$\gamma = \frac{\omega_0}{2} \left(\left(\frac{\delta k}{k_0} \right)^2 (ak_0)^2 - \frac{1}{4} \left(\frac{\delta k}{k_0} \right)^4 \right)^{1/2}. \quad (3.13)$$

Here ω_0 is the linear dispersion relation for gravity wave

$$\omega_0 = \sqrt{gk_0}.$$

- The shape of Stokes progressive wave is given by:

$$y = \frac{c^2}{2g} \left(1 - \frac{1}{|Z_u|^2} \right),$$

while Φ is related to the surface as

$$\Phi = -c(Z - u), \quad V = ic(R - 1).$$

The amplitude of the wave h/L is the parameter for initial condition. (For the sharp peaked limiting wave $h/L \simeq 0.141$.)

- Put 100 such waves with small perturbation in the periodic domain of 2π .

In such a way we prepared initial wave train with the steepness $\mu \simeq 0.095$. Main Fourier harmonic of this wave train is $k = 100$. Similar problem was studied in Song and Banner [56]. But instead of long wavetrain they studied evolution of small group of waves.

For perturbation small value for Fourier harmonic with $k_p = 1$ was set. So, that

$$R_k = R_k^{\text{unperturbed}} + 0.05 R_{100} e^{-ik_p u}.$$

Surface profile of this initial condition is shown in Fig. 1

Fourier spectrum of the initial condition is shown in Figs. 2 and 3.

After sufficient large time, which is more than 1300 wave periods one can observe freak wave formation, as it is shown in Fig. 4. Freak wave grows from mean level of waves to its maximal value for several wave periods, than vanishes or breaks.

Detailed view at the freak wave at the moment of maximal amplitude is shown in Fig. 5. This set of experiments is similar to that of Dold and Peregrine [51], Tanaka [29]. The difference is that we were able to increase the accuracy of the simulation, and consider much longer wavetrains. Also (due to using conformal mapping) we can simulate breaking with multivalued surface profile. Accuracy in the simulation is very important because of the freak wave

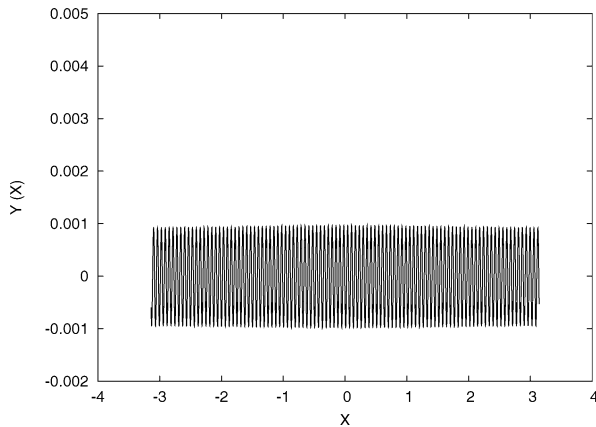
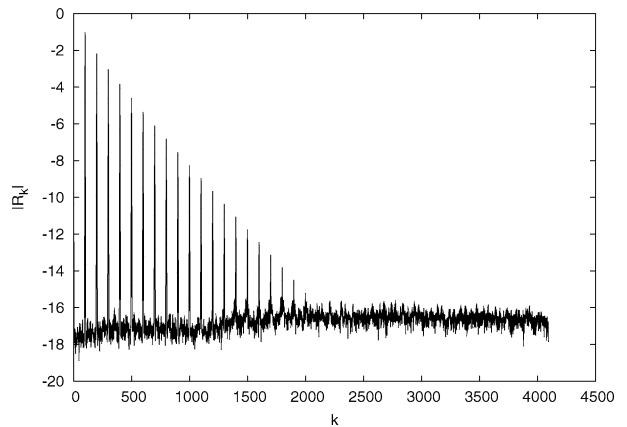
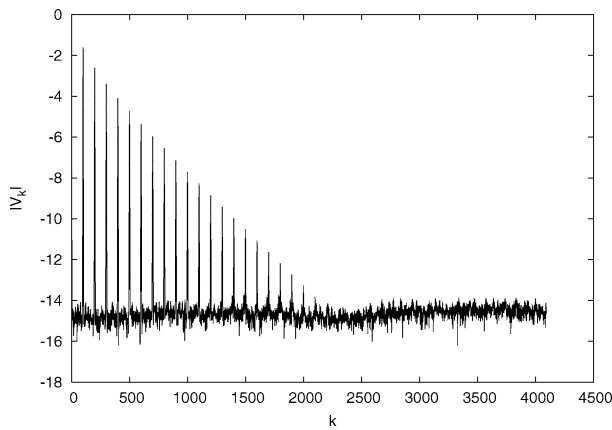
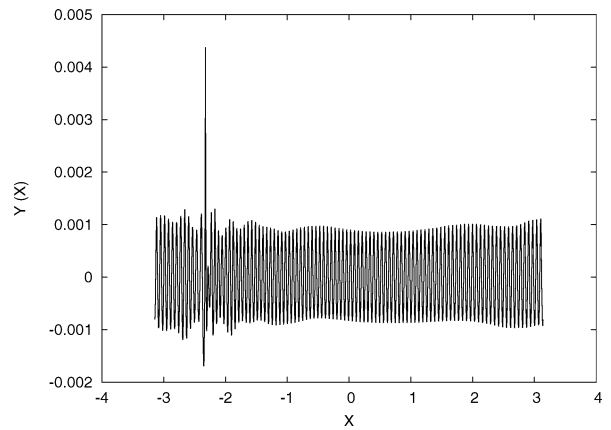
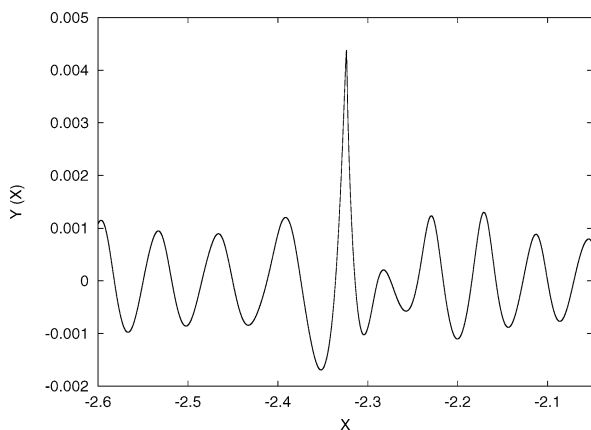
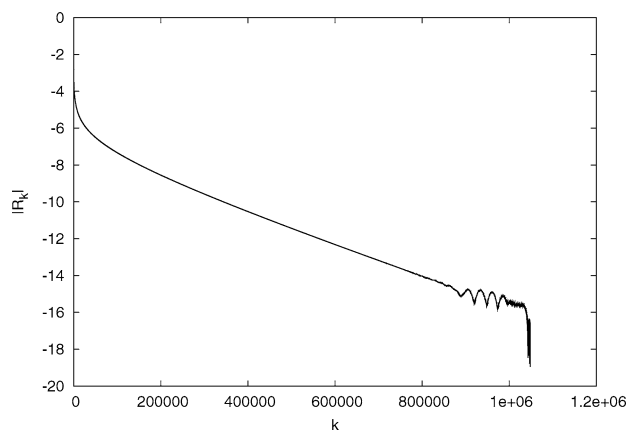


Fig. 1. Initial profile of the wave train.

Fig. 2. Fourier coefficients $|R_k|$ for initial condition ($\mu \simeq 0.095$).Fig. 3. Fourier coefficients $|V_k|$ for initial condition ($\mu \simeq 0.095$).Fig. 4. Freak wave on the surface profile. $T = 802.07$.Fig. 5. Zoom in surface profile at $T = 802.07$.Fig. 6. Fourier coefficients $|R_k|$ at $T = 802.07$.

appears in a very subtle manner on the phase relations between Fourier harmonics of the surface. Moreover, for shorter wavetrains threshold of modulation instability increases, and breaking does not happen even for large steepness. In our experiments we have observed threshold of steepness for wave breaking a little less than in Tanaka [29], but above $\mu = 0.1$. Still, surface profile from Tanaka [29] (Fig. 5) is very similar to the picture in Fig. 5 with $\mu = 0.095$.

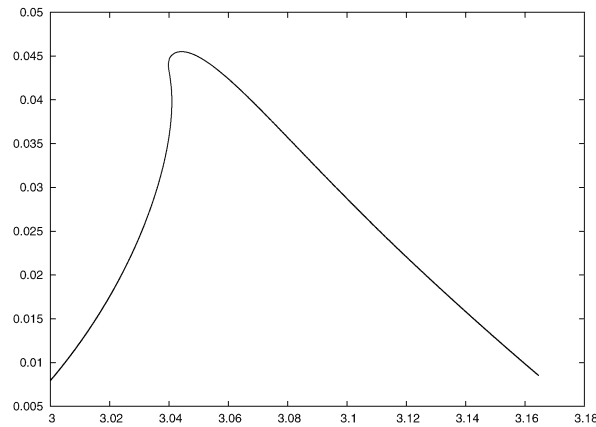


Fig. 7. Profile of breaking wave.

During numerical simulation of the final stage of freak wave formation, resolution must be increased to resolve high curvature of the surface profile. To do this we have been increasing number of Fourier harmonics, which reached 2^{20} at the end ($T = 802.07$). Fourier coefficients of R_k are shown in Fig. 6.

If amplitude of the wave train is large, than freak wave may eventually break. Such a picture is presented in Fig. 7, which corresponds to the other numerical simulation with the initial steepness $\mu \simeq 0.14$.

4. Exact equations and nonlinear Shrödinger approximation

Evolution of weakly nonlinear Stokes wavetrain can be described by nonlinear Shrödinger equation (*NLSE*), derived by Zakharov [22]. This equation is integrable (see Zakharov and Shabat [23]) and is just the first term in the hierarchy of envelope equations describing packets of surface gravity waves. The second term in this hierarchy was calculated by Dysthe [24], the next one was found a few years ago by Trulsen and Dysthe [25]. The Dysthe equation was solved numerically by Ablowitz and his collaborates (see Ablowitz et al. [26]).

Since the first work of Smith [1], many authors tried to explain the freak wave formation in terms of *NLSE* and its generalizations, like Dysthe equation. A vast scientific literature is devoted to this subject. The list presented below is long but incomplete: Ablowitz et al. [26], Onorato et al. [33–36] Peregrine [27], Peregrine et al. [28], Trulsen and Dysthe [25,30], Trulsen [31], Trulsen et al. [32], Clamond and Grue [54].

One cannot deny some advantages achieved by the use of the envelope equations. Results of many authors agree in one important point: nonlinear development of modulation instability leads to concentration of wave energy in a small spatial region. This is a “hint” regarding possible formation of freak wave. On the other hand, it is clear that the freak wave phenomenon cannot be explained in terms of envelope equations. Indeed, *NLSE* and its generalizations are derived by expansion in series on powers of parameter $\lambda \simeq 1/(Lk)$, where k is a wave number, L is a length of modulation. For real freak wave $\lambda \sim 1$ and any “slow modulation expansion” fails. At this point interesting question rises: what happens to *NLSE* approximation when increasing the steepness of the carrier wave? In particular, we study “exact” soliton solutions for *NLSE* placed in the exact equations (2.17).

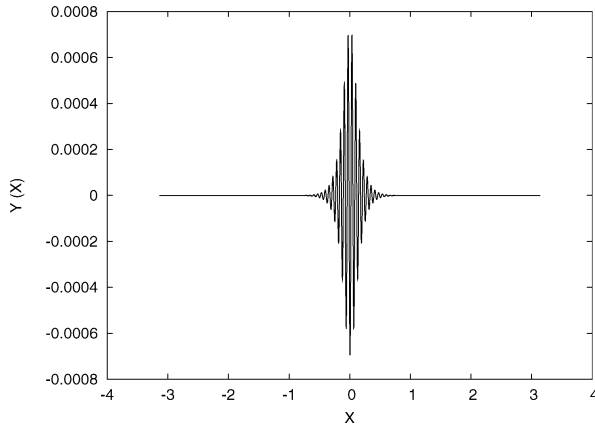
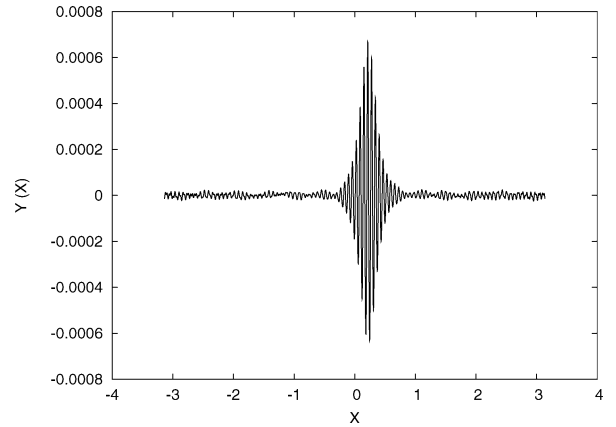
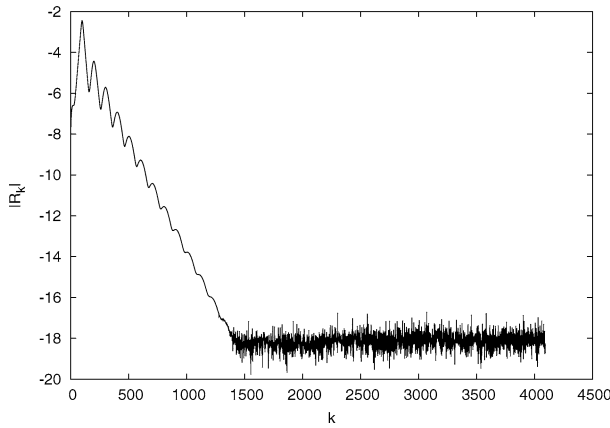
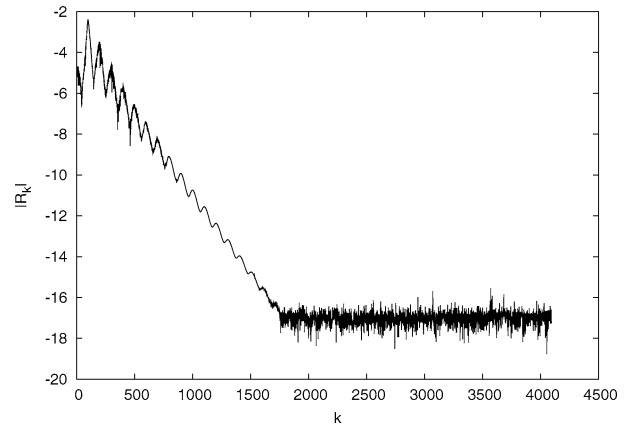
Such type of problem was considered in Henderson et al. [53], but with low resolution, and small length of periodic carrier. Also in Clamond and Grue [54] numerical solutions for envelope equation was compared with “almost” exact equations.

For Eqs. (2.17) *NLSE* model can be derived for the envelope of R .

$$R = 1 + R_1 e^{-ik_0 u - \omega_0 t} + \dots,$$

$$iR_{1t} + \frac{1}{8} \frac{\omega_0}{k_0^2} R_{1uu} + \frac{1}{2} \omega_0 k_0^2 |R_1|^2 R_1 = 0.$$

Initial conditions consist of “linear wave carrier” $e^{-ik_0 u}$, modulated in accordance with soliton solution for *NLSE*:

Fig. 8. Initial surface profile like for *NLSE* soliton with $\mu \simeq 0.07$.Fig. 9. Surface profile like for *NLSE* soliton with $\mu \simeq 0.07$ at $T = 1500$.Fig. 10. Fourier harmonics of the initial soliton with $\mu \simeq 0.07$.Fig. 11. Fourier harmonics of the soliton with $\mu \simeq 0.07$ at $T = 1500$.

$$R(u) = 1 + s_0 \frac{e^{-ik_0 u}}{\cosh(\lambda k_0 u)},$$

$$V(u) = -ic_0 s_0 \frac{e^{-ik_0 u}}{\cosh(\lambda k_0 u)}.$$
(4.1)

Here s_0 is the steepness of the carrier wavetrain, c_0 -phase velocity of the carrier.

First comparison of fully nonlinear model for water wave with *NLSE* was done in Clamond and Grue [54] for the wave carrier with the steepness $\mu \simeq 0.091$. For such steepness there was a good agreement between two models, but only for the short time. After finite time weakly nonlinear model (*NLSE*) ceases to be valid.

In our work we want to study the situation with larger and smaller steepness, to find out how *NLSE* approximation breaks.

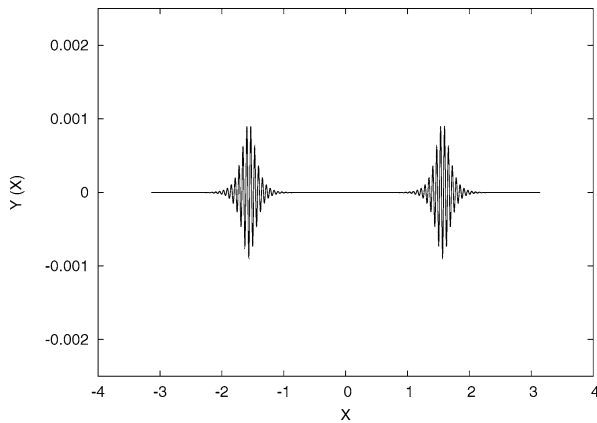
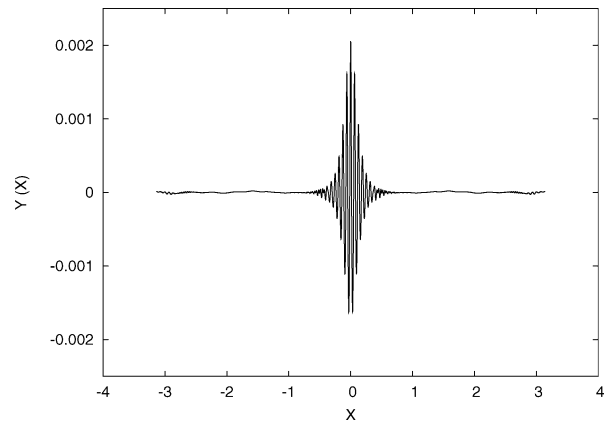
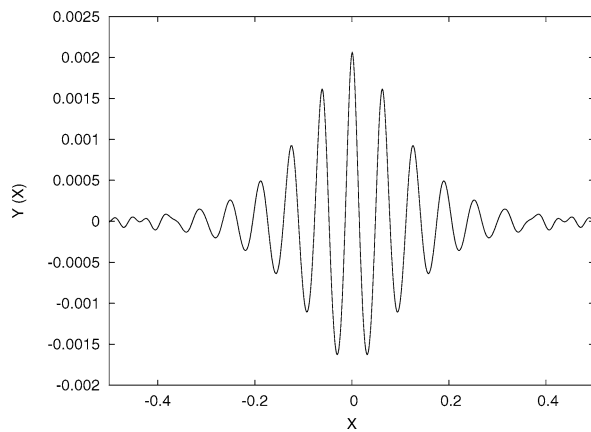
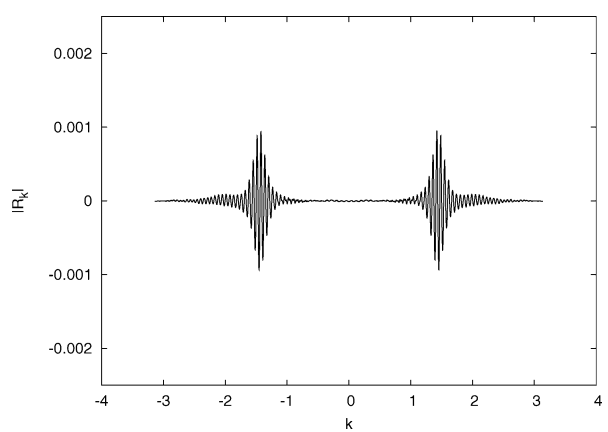
4.1. Small steepness

First experiment was intended to observe how *NLSE* works. In the initial conditions (4.1) we used

$$s_0 \simeq 0.07, \quad \lambda = 0.1, \quad k_0 = 100.$$

Initial surface of fluid is shown in Fig. 8.

After couple of thousands wave periods soliton changes a little, as it is seen in Fig. 9. Also in Figs. 10 and 11 Fourier spectra of the soliton at both moments of time are presented. So, one can see that for the steepness $\mu \leq 0.07$ *NLSE* model is quite reasonable.

Fig. 12. Initial surface profile of two *NLSE* solitons with $\mu \simeq 0.085$.Fig. 13. Two *NLSE* solitons with $\mu \simeq 0.085$ collide at $T = 30.8$.Fig. 14. Detailed view of two colliding *NLSE* solitons with $\mu \simeq 0.085$ at $T = 30.8$.Fig. 15. Two *NLSE* solitons with $\mu \simeq 0.085$ after two collisions at $T = 250.0$.

Another numerical experiment showing effective simulation with Eqs. (2.17) along with applicability *NLSE* model for moderate steepness, $\mu \simeq 0.085$, is the collision of two solitons.

In Fig. 12 initial condition is shown. Moment of collision is shown in Fig. 13 and detailed view showing carrier wavetrain under the envelope is in Fig. 14.

After second collision (recall that boundary conditions are periodic) solitons are plotted in Fig. 15. Fourier spectra of these two solitons at the moments of time $T = 0.05, 30.8, 250.0$ are shown in Figs. 16–18.

4.2. Large steepness

Now let us turn to the higher steepness of the carrier,

$$\mu = 0.1.$$

In Fig. 19 there is initial condition. Again, after couple of thousands wave periods soliton changes a little, as it is seen in Fig 20. In Figs. 21 and 22 Fourier spectra of the soliton at both moments of time are presented. From this pictures one can see that for steepness $\mu \simeq 0.10$ some corrections to the *NLSE* model are desirable. Dysthe equations are exactly intended for that situation.

But what happens when further increasing the steepness? Below we consider the case of the steepness of the carrier

$$\mu = 0.14.$$

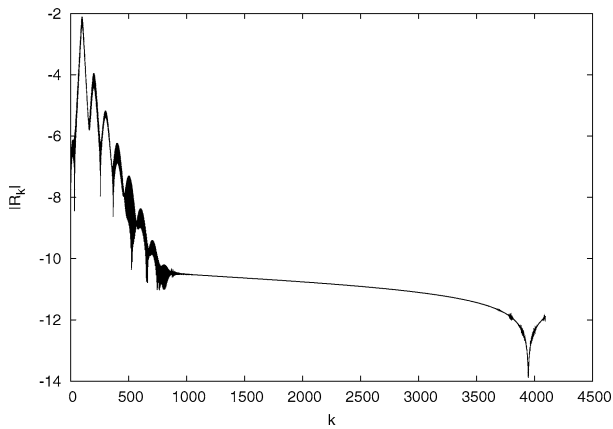


Fig. 16. Fourier spectrum of the initial surface profile of two *NLSE* solitons with $\mu \simeq 0.085$.

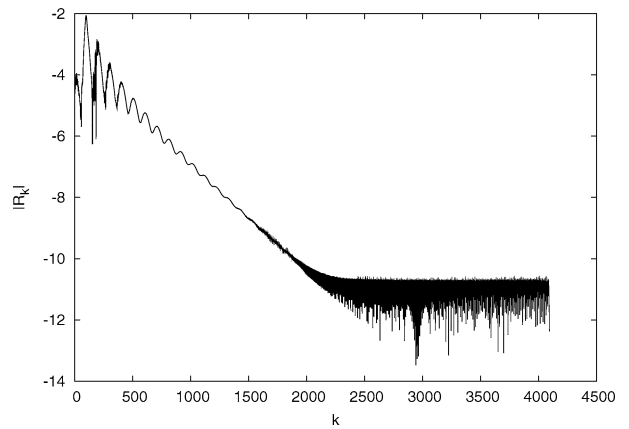


Fig. 17. Fourier spectrum of two colliding *NLSE* solitons with $\mu \simeq 0.085$ at $T = 30.8$.

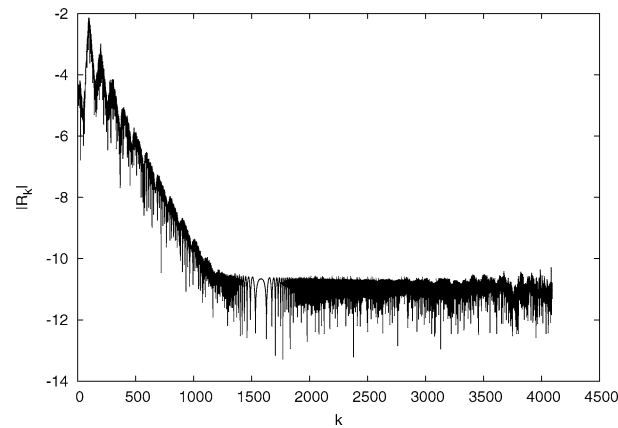


Fig. 18. Fourier spectrum of two *NLSE* solitons with $\mu \simeq 0.085$ at $T = 250.0$.

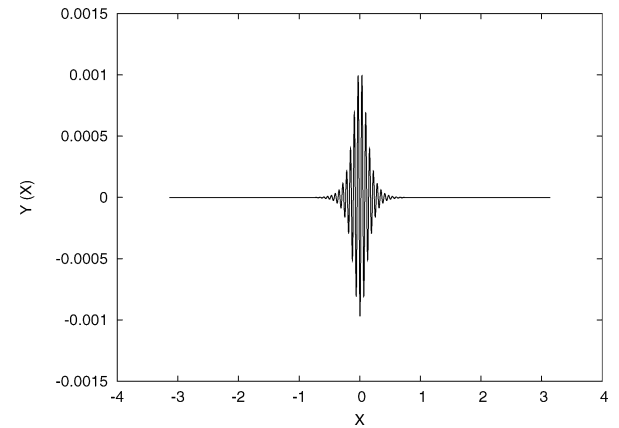


Fig. 19. Initial surface profile like for *NLSE* soliton with $\mu \simeq 0.10$.

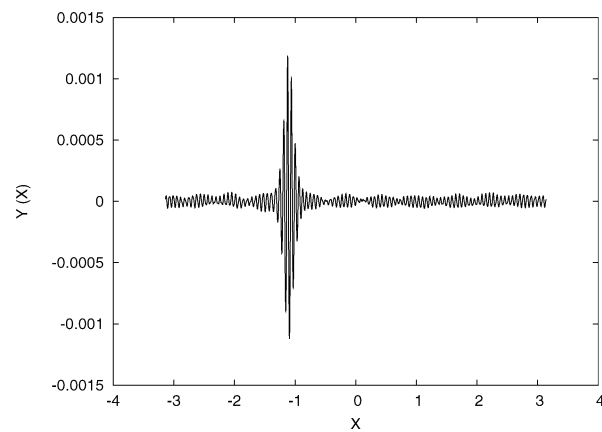


Fig. 20. Surface profile like for *NLSE* soliton with $\mu \simeq 0.10$ at $T = 2345$.

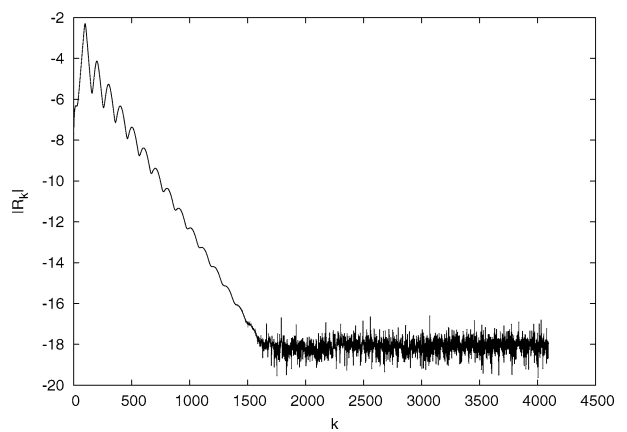
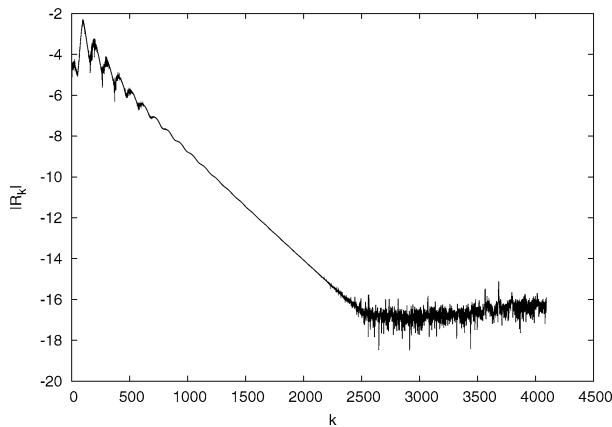
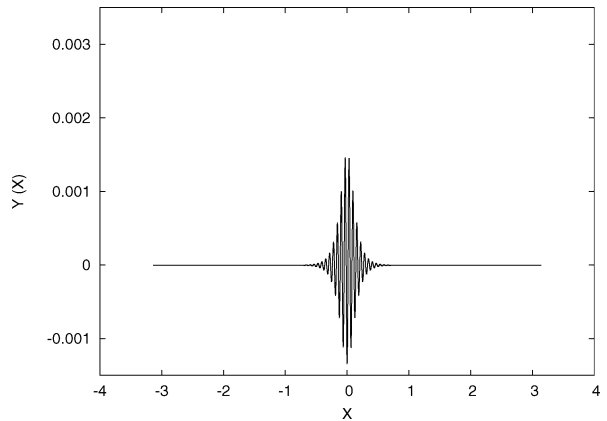
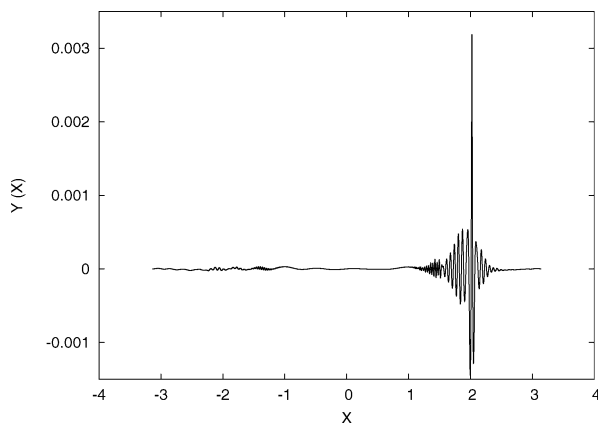
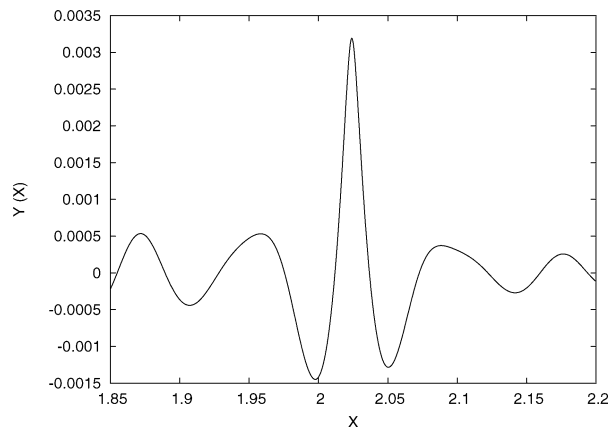


Fig. 21. Fourier harmonics of the initial soliton with $\mu \simeq 0.10$.

In Fig. 23 there is initial condition. Very fast, after couple of dozen wave periods soliton drastically changes, as it is seen in Fig. 24. One can see freak wave at the surface (in Fig. 25). In Figs. 26 and 27 Fourier spectra of the soliton at both moments of time are presented. They demonstrate the quality of the numerical simulation.

Fig. 22. Fourier harmonics of the soliton with $\mu \simeq 0.10$ at $T = 2345$.Fig. 23. Initial surface profile like for *NLSE* soliton with $\mu \simeq 0.14$.Fig. 24. Surface profile like for *NLSE* soliton with $\mu \simeq 0.14$ at $T = 38.4$.Fig. 25. Zoomed surface profile near freak wave $\mu \simeq 0.14$ at $T = 38.4$.

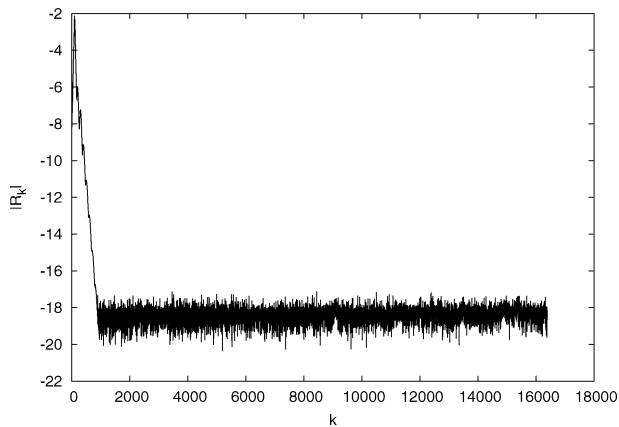
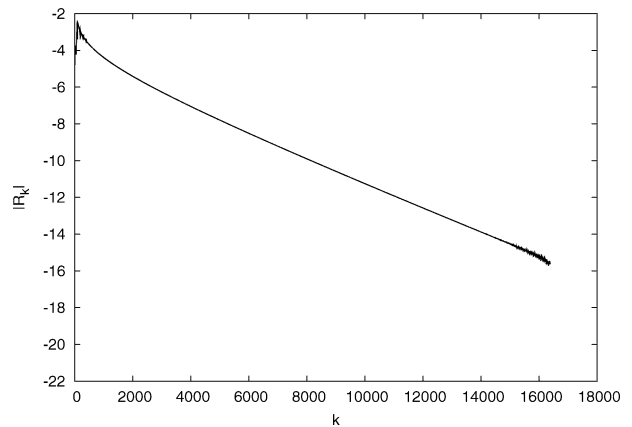
From the last case, with the steepness $\mu = 0.14$, one can see that envelope approximation completely fails. Such event as one single crest (freak wave) cannot be described in terms of wave envelope.

5. Do freak waves appear from quasisolitonic turbulence?

Let us summarize the results of our numerical experiments. Certainly, they reproduce the most apparent features of freak waves: single wave crests of very high amplitude, exceeding the significant wave height more than three times, appear from “nowhere” and reach full height in a very short time, less than ten periods of surrounding waves. The singular freak wave is preceded by the area of diminished wave amplitudes. Nevertheless, the central question about the physical mechanism of freak waves origin is still open.

In our experiments, the freak wave appears as a result of development of modulation instability, and it takes a long time for the onset of instability to create a freak wave. Indeed, the level of perturbation in our last experiment is relatively high. The two-three inverse growth-rate is enough to reach the state of full-developed instability, when the initial Stokes wave is completely decomposed. Meanwhile, the freak wave appears only after fifteenth inverse growth-rates of instability. What happens after developing of instability but before formation of freak wave?

During this relatively long period of time, the state of fluid surface can be characterized as quasisolitonic turbulence, that consists of randomly located quasi-solitons of different amplitudes moving with different group velocities. Numerical study of interaction of envelope soliton was done in Clamond and Grue [54]. Such interaction leads to formation of wave with large amplitude. Here we can think in term of quasisolitonic turbulence. Such turbulence

Fig. 26. Fourier harmonics of the initial soliton with $\mu \simeq 0.14$.Fig. 27. Fourier harmonics of the soliton with $\mu \simeq 0.14$ at $T = 38.4$.

was studied in the recent work of Zakharov, Dias and Pushkarev (Zakharov et al. [38]) in a framework of so-called defocussing *MMT* model.

$$i \frac{\partial \Psi}{\partial t} = \left| \frac{\partial}{\partial x} \right|^{1/2} \Psi + \left| \frac{\partial}{\partial x} \right|^{3/4} \left(\left| \frac{\partial}{\partial x} \right|^{3/4} \Psi \right)^2 \left| \frac{\partial}{\partial x} \right|^{3/4} \Psi. \quad (5.1)$$

This is a heuristic model description of gravity surface waves in deep water. In this model, quasi-solitons of small amplitude are stable, interact inelastically and can merge. Above some critical level quasi-solitons of large amplitude are unstable. They collapse in finite time forming very short wave pulses, which can be considered as models of freak waves. Eq. (5.1) has the exact solution:

$$\begin{aligned} \Psi &= A e^{ikx - i\omega t}, \\ \omega &= k^{1/2} (1 + k^{5/2} A^2). \end{aligned} \quad (5.2)$$

This solution can be constructed as a model of the Stokes wave and is unstable with respect to modulation instability. Development of this instability was studied numerically. On the first stage, the unstable monochromatic wave decomposes to a system of almost equal quasi-solitons. Then, the quasisolitonic turbulence is formed: quasi-solitons move chaotically, interact with each other, and merge. Finally they create one large quasi-soliton, which exceeds threshold of instability and collapses, creating a freak wave.

One can think that a similar scenario of freak wave formation is realized in a real sea. We like to stress that the key point in this scenario is the quasisolitonic turbulence and not the Stokes wave. The Stokes wave is just a “generator” of this turbulence. The quasisolitonic turbulence can appear as a result of instability of narrow spectral distributions of gravity waves.

The formulated above concept is so far a hypothesis, which has to be confirmed by future numerical experiments.

Acknowledgements

This work was supported by the US Army Corps of Engineers Grant W912HZ-05-P-0351, by ONR Grant N00014-03-1-0648, NSF Grant DMS 0404577, RFBR Grant 06-01-00665, the Program “Fundamental Problems in Nonlinear Dynamics” from the RAS Presidium, and Grant “Leading Scientific Schools of Russia”.

References

- [1] R. Smith, Giant waves, *Fluid Mech.* 77 (1976) (2006) 417–431.
- [2] R.G. Dean, Freak waves: a possible explanation, in: A. Torum, O.T. Gudmestad (Eds.), *Water Wave Kinetics*, Kluwer, 1990, pp. 609–612.
- [3] <http://bell.mma.edu/~achase/NS-221-Big-Wave.html>.
- [4] M.D. Earle, Extreme wave conditions during Hurricane Camille, *J. Geophys. Res.* 80 (1975) 377–379.
- [5] N. Mori, P.C. Liu, T. Yasuda, Analysis of freak wave measurements in the sea of Japan, *Ocean Engrg.* 29 (2002) 1399–1414.
- [6] V.D. Divinsky, B.V. Levin, L.I. Lopatikhin, E.N. Pelinovsky, A.V. Slyunyaev, A freak wave in the Black sea: Observations and simulation, *Dokl. Earth Sci.* 395 (2004) 438–443.

- [7] M. Gerber, Giant waves and the Agulhas current, *Deep Sea Res.* (1996).
- [8] Y.S. Gutshabash, I.V. Lavrenov, Swell transformation in the Cape Agulhas current, *Izv. Atmos. Ocean Phys.* 22 (1986) 494–497.
- [9] D.E. Irvine, D.G. Tilley, Ocean wave directional spectra and wave-current interaction in the Agulhas from the shuttle imaging radar-B synthetic aperture radar, *J. Geophys. Res.* 93 (1988) 15389–15401.
- [10] I.V. Lavrenov, The wave energy concentration at the Agulhas current of South Africa, *Natural Hazards* 17 (1998) 117–127.
- [11] J.K. Mallory, Abnormal waves on the south-east of South Africa, *Inst. Hydrog. Rev.* 51 (1974) 89–129.
- [12] D.H. Peregrine, Interaction of water waves and currents, *Adv. Appl. Mech.* 16 (1976) 9–117.
- [13] S.E. Sand, N.E. Hansen, P. Klitting, O.T. Gudmestad, M.J. Sterndorff, Freak wave kinematics, in: A. Torum, O.T. Gudmestad (Eds.), *Water Wave Kinematics*, Kluwer Academic, Dordrecht, 1990, pp. 535–549.
- [14] M. Gerber, The Benjamin–Feir instability of a deep water Stokes wave packet in the presence of a non-uniform medium, *J. Fluid Mech.* 176 (1987) 311–332.
- [15] M. Gerber, The interaction of deep water gravity waves and an annular current: linear theory, *J. Fluid Mech.* 248 (1993) 153–172.
- [16] C. Kharif, E. Pelinovsky, Physical mechanisms of the rogue wave phenomena, *Eur. J. Mech. B Fluids* 22 (2003) 603–634.
- [17] B.S. White, B. Fornberg, On the chance of freak waves at sea, *J. Fluid Mech.* 355 (1998) 113–138.
- [18] M.J. Lighthill, Contribution to the theory of waves in nonlinear dispersive systems, *J. Inst. Math. Appl.* 1 (1965) 269–306.
- [19] T.B. Benjamin, J.E. Feir, The disintegration of wave trains on deep water. Part 1. Theory, *J. Fluid Mech.* 27 (1967) 417–430.
- [20] V.E. Zakharov, Stability of nonlinear waves in dispersive media, *J. Teor. Prikl. Fiz.* 51 (1966) 668–671 (in Russian);
V.E. Zakharov, *Sov. Phys. JETP* 24 (1967) 455–459.
- [21] J.E. Feir, Discussion: Some results from wave pulse experiments, *Proc. Roy. Soc. London Ser. A* 299 (1967) 54–58.
- [22] V.E. Zakharov, Stability of periodic waves of finite amplitude on a surface of deep fluid, *J. Appl. Mech. Tech. Phys.* 9 (1968) 190–194.
- [23] V.E. Zakharov, A.B. Shabat, Exact theory of two-dimensional self-focusing and one-dimensional self-modulation of waves in nonlinear media, *Sov. Phys. JETP* 34 (1972) 62–69.
- [24] K.B. Dysthe, Note on a modification to the nonlinear Schrodinger equation for application to deep water waves, *Proc. Roy. Soc. London Ser. A* 369 (1979) 105–114.
- [25] K. Trulsen, K.B. Dysthe, A modified nonlinear Schrodinger equation for broader bandwidth gravity waves on deep water, *Waves Motion* 24 (1996) 281–289.
- [26] M.I. Ablowitz, D. Hammack, J. Henderson, C.M. Scholder, Modulated periodic Stokes waves in deep water, *Phys. Rev. Lett.* 84 (2000) 887–890;
M.I. Ablowitz, D. Hammack, J. Henderson, C.M. Scholder, Long-time dynamics of the modulational instability of deep water, *Physica D* 152–153 (2001) 416–433.
- [27] D.H. Peregrine, Water waves, nonlinear Schrodinger equations and their solutions, *J. Austral. Math. Soc. B* 25 (1983) 16–43.
- [28] D.H. Peregrine, D. Skyrer, M. Stiassnie, N. Dold, Nonlinear effects on focused water waves, in: *Proc. 21th Intl Conf. on Coastal Engrg.*, vol. 1, 1988, pp. 732–742 (Chapter 54).
- [29] M. Tanaka, Maximum amplitude of modulated wavetrain, *Wave Motion* 12 (1990) 559–568.
- [30] K. Trulsen, K.B. Dysthe, Freak waves – a three-dimensional wave simulation, in: *Proc. 21st Symposium on Naval Hydrodynamics*, 1997, pp. 550–558; <http://www.nap.edu/books/0309058791/html/550.html>.
- [31] K. Trulsen, Simulating the spatial evolution of a measured time series of a freak wave, in: M. Olagnon, G.A. Athanassoulis (Eds.), *Rogue Waves 2000: Brest, France, November 2000, Ifremer*, 2001, pp. 265–274.
- [32] K. Trulsen, I. Kliakhandler, K.B. Dysthe, M.G. Velarde, On weakly nonlinear modulation of waves on deep water, *Phys. Fluids* 12 (2000) 2432–2437.
- [33] M. Onorato, A.R. Osborne, M. Serio, T. Damiani, Occurrence of freak waves from envelope equation in random ocean wave simulations, in: M. Olagnon, G.A. Athanassoulis (Eds.), *Rogue Waves 2000: Brest, France, November 2000, Ifremer*, 2001, pp. 181–192.
- [34] M. Onorato, A.R. Osborne, M. Serio, The nonlinear dynamics of rogue waves and holes in deep-water gravity wave trains, *Phys. Lett. A* 275 (2000) 386–393.
- [35] M. Onorato, A.R. Osborne, M. Serio, S. Bertone, Freak waves in random oceanic sea states, *Phys. Rev. Lett.* 86 (2001) 5831–5834.
- [36] M. Onorato, A.R. Osborne, M. Serio, Extreme wave events in directional, random oceanic sea states, *Phys. Fluids* 14 (2002) L25–L28.
- [37] V.E. Zakharov, E.A. Kuznetsov, Optical solitons and quasisolitons, *JETP* 86 (1998) 1035–1046.
- [38] V.E. Zakharov, F. Dias, A.N. Pushkarev, One-dimensional wave turbulence, *Phys. Rep.* 398 (2004) 1–65.
- [39] A. Majda, D. McLaughlin, E. Tabak, A one-dimensional model for dispersive wave turbulence, *J. Nonlinear Sci.* 7 (1997) 9–44.
- [40] D.G. Dommermuth, D.K.P. Yue, A high-order spectral method for the study of nonlinear gravity waves, *J. Fluid Mech.* 184 (1987) 267–288.
- [41] B. West, K. Brueckner, R. Janda, D. Milder, R. Milton, A new numerical method for surface hydrodynamics, *J. Geophys. Res.* C 92 (11) (1987) 11803–11824.
- [42] D. Clamond, J. Grue, A fast method for fully nonlinear-wave computations, *J. Fluid Mech.* 447 (2001) 337–355.
- [43] L.V. Ovsyannikov, *Dinamika Sploshnoi Sredy*, M.A. Lavrent'ev Institute of Hydrodynamics Sib. Branch USSR Acad. Sci. 15 (1973) 104–125 (in Russian).
- [44] D. Meison, S. Orzag, M. Izraely, Applications of numerical conformal mapping, *J. Comput. Phys.* 40 (1981) 345–360.
- [45] D. Chalikov, D. Sheinin, Direct modeling of 1-D nonlinear potential waves, in: *Ocean Waves*, in: *Advances in Fluid Mechanics*, 1996, pp. 207–258 (Chapter 7).
- [46] A.I. Dyachenko, E.A. Kuznetsov, M.D. Spector, V.E. Zakharov, Analytical description of the free surface dynamics of an ideal fluid (canonical formalism and conformal mapping), *Phys. Lett. A* 221 (1996) 73–79.
- [47] V.E. Zakharov, A.I. Dyachenko, O.A. Vasilyev, New method for numerical simulation of nonstationary potential flow of incompressible fluid with a free surface, *Eur. J. Mech. B Fluids* 21 (2002) 283–291.

- [48] A.I. Dyachenko, On the dynamics of an ideal fluid with free surface, *Dokl. Math.* 63 (2001) 115–118.
- [49] A.I. Dyachenko, Instability in the Numeric Models of Free Surface Hydrodynamics, International Conference “Frontiers of Nonlinear Physics”, St. Petersburg–Nizhny Novgorod, Russia, August 2–9, 2005.
- [50] R.V. Shamin, On the existence of smooth solutions to the Dyachenko equations governing free-surface unsteady ideal fluid flows, *Dokl. Math.* 73 (1) (2006) 112–113.
- [51] J.W. Dold, D.H. Peregrine, Water-wave modulation, in: *Proc. 20th Internat. Conf. on Coastal Engrg.*, vol. 1, 1986, pp. 163–175 (Chapter 13).
- [52] M. Banner, X. Tian, On the determination of the onset of wave breaking for modulating surface gravity waves, *J. Fluid Mech.* 367 (1998) 107–137.
- [53] K.L.D. Henderson, D.H. Peregrine, J.W. Dold, Unsteady water wave modulations: fully nonlinear solutions and comparison with nonlinear Schrodinger equation, *Wave Motion* 29 (1999) 341–361.
- [54] D. Clamond, J. Grue, Interaction between envelope solitons as a model for freak wave formation. Part I: Long time interaction, *C. R. Mecanique* 330 (2002) 575–580.
- [55] A. Balk, A Lagrangian for water waves, *Phys. Fluids* 8 (1996) 416–420.
- [56] J. Song, M.L. Banner, On determining the onset and strength of breaking for deep water waves. Part 1: Unforced irrotational wave groups, *J. Phys. Oceanogr.* 32 (2002) 2541–2558.
- [57] J.W. Dold, An efficient surface integral algorithm applied to unsteady gravity waves, *J. Comput. Phys.* 103 (1992) 90–115.
- [58] A.I. Dyachenko, V.E. Zakharov, Modulation instability of Stokes wave \rightarrow Freak wave, *JETP Lett.* 81 (6) (2005) 255–259.